






Core Competencies Self-Assessment



Name: Fanny Barakaeva

Date: 5/28/2019

| | |
|------------------------------------------------------------------------------------------------------------------------------------------------------------------------------------------------------------------------------------------------------------------------------------------------------------------------------------------|--------------------------------------------------------------------------------------------------------------------------------------------------------------------------------------------------------------------------------------------------------------------------------------------------------------------------------------------------------------------------------------------------------------------------------------------------------------------------------------------------------------------------------------------------------------------------------------------------------------------------------------------------------------------------------------------------------------------------------------------------------------------------------------------------------------------------------------------------------------------------------------------------------------------------------|
|  <input type="checkbox"/> How does the artifact you selected demonstrate strengths & growth in the communication competency? In what ways might you further develop your communication competency? | Self-Reflection Describe how the artifact you selected shows your strengths & growth in specific core competencies. The prompt questions on the left - or other self-assessment activities you may have done - may guide your reflection process. |
|  <input checked="" type="checkbox"/> How does the artifact you selected demonstrate strengths & growth in the thinking competencies? In what ways might you further develop your thinking competencies? | How does your artifact tie in with what you have learned before? How has your thinking changed? What made it change? In Socials 9, we learned a lot about the French Revolution, but we stopped just before learning about the June rebellion. What was interesting was that I knew before that there were two different sides of the revolution, the royalists and the republicains, but we never really explored the idea how it was exactly that the republicans revolted. My thinking has changed a lot about the French Revolution, since before I thought that people just had different opinions, and that it wasn't a big deal, but after doing this project, I now know that the opinions were a big part of their life and that it was really important. Do you agree or disagree with this (statement, opinion, artifact or hypothesis)? What evidence is there to support your answer? |
|  <input type="checkbox"/> How does the artifact you selected demonstrate strengths & growth in the personal & social competencies? In what ways might you further develop your personal & social competencies? | According to the french, the republicans were the ones who won the war. In my opinion, it really was the royalists, since they were much stronger and smarter than the republicans. The republicans were considered to be much braver, which is why some people think that they were the real winners, but in my opinion, I think it was really the royalists who won the rebellion. |

Publish Your Self Assessment

You will now attach and/or embed your self-assessment to the bottom of the blog post with the artifact you have chosen. You may choose to make this post private or public. After placing your artifact on a blog post, follow the instructions below.

1. Categories - Self-Assessment
2. Tags - Now tag your post using the tag that corresponds to the competency that you have written about. You can choose more than one. Please use lower case letters and be exact.
 - #creativethinkingcc
 - #communicationcc
 - #criticalthinkingcc
 - #socialresponsibilitycc
 - #personalidentitycc
 - #personalawarenesscc
3. Use the [Add Document](#) button located at the top of your post page and embed your self-assessment at the bottom of your blog post.
4. Publish