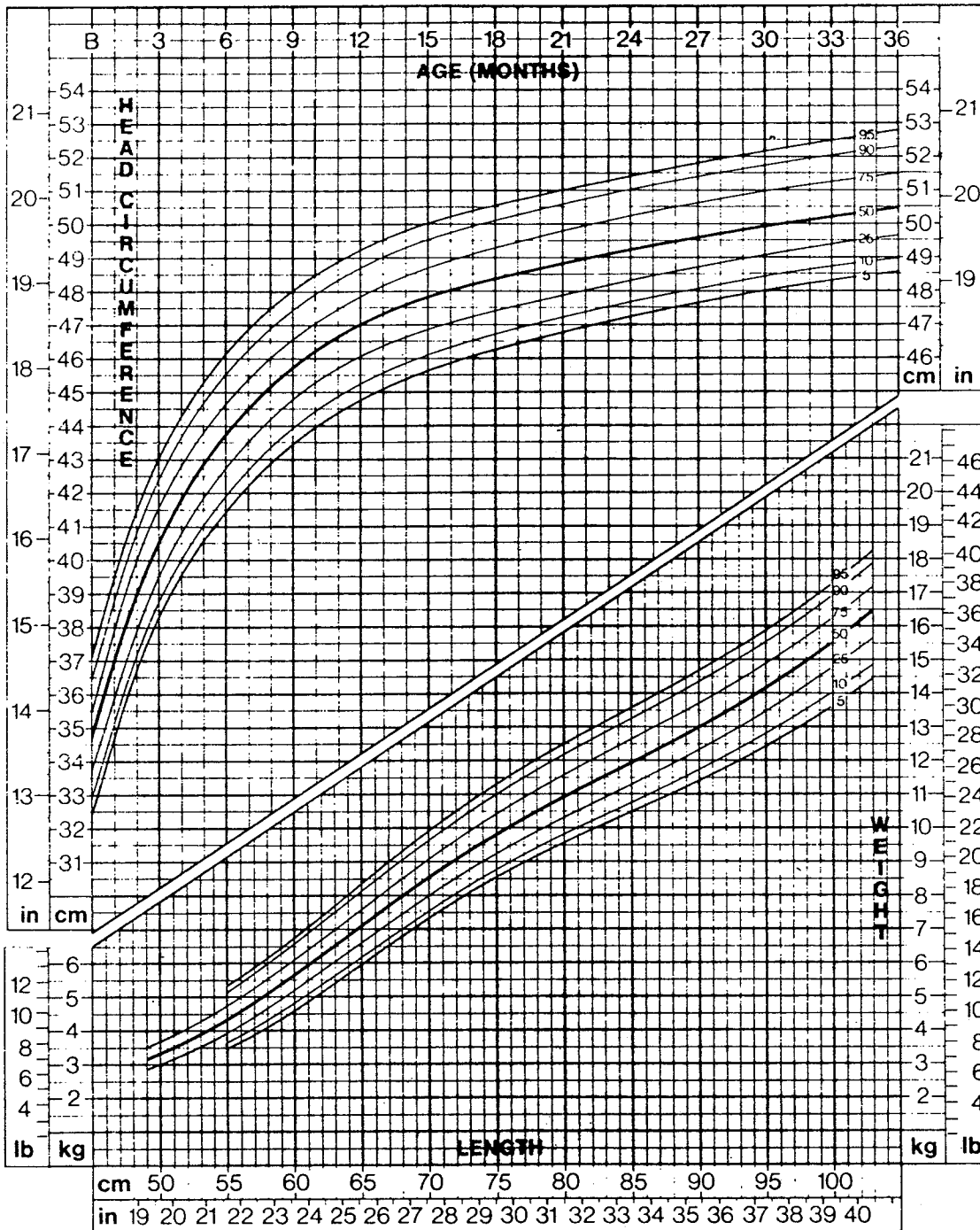


# ESTIMATING DESIRABLE BODY WEIGHT

**BOYS: BIRTH TO 36 MONTHS**  
**PHYSICAL GROWTH**  
**NCHS PERCENTILES\***

NAME \_\_\_\_\_ RECORD # \_\_\_\_\_




\*Adapted from: Hamill PVV, Drizel TA, Johnson CL, Reed FB, Roche AF, Morarc WM. Physical growth: National Center for Health Statistics, percentiles. AM J CLIN NUTR 32:607-629, 1979. Data from the Fels Research Institute, Wright State University School of Medicine, Yellow Springs, Ohio.  
 © 1980 ROSS LABORATORIES

DATE	AGE	LENGTH	WEIGHT	HEAD C.
	BIRTH			

DATE	AGE	LENGTH	WEIGHT	HEAD C.

Preferable to cow milk during the vital first year  
**SIMILAC\* WITH IRON**  
 Infant Formula

For milk-sensitivity  
**ISOMIL\***  
 Soy Protein Isolate Formula



\* TM

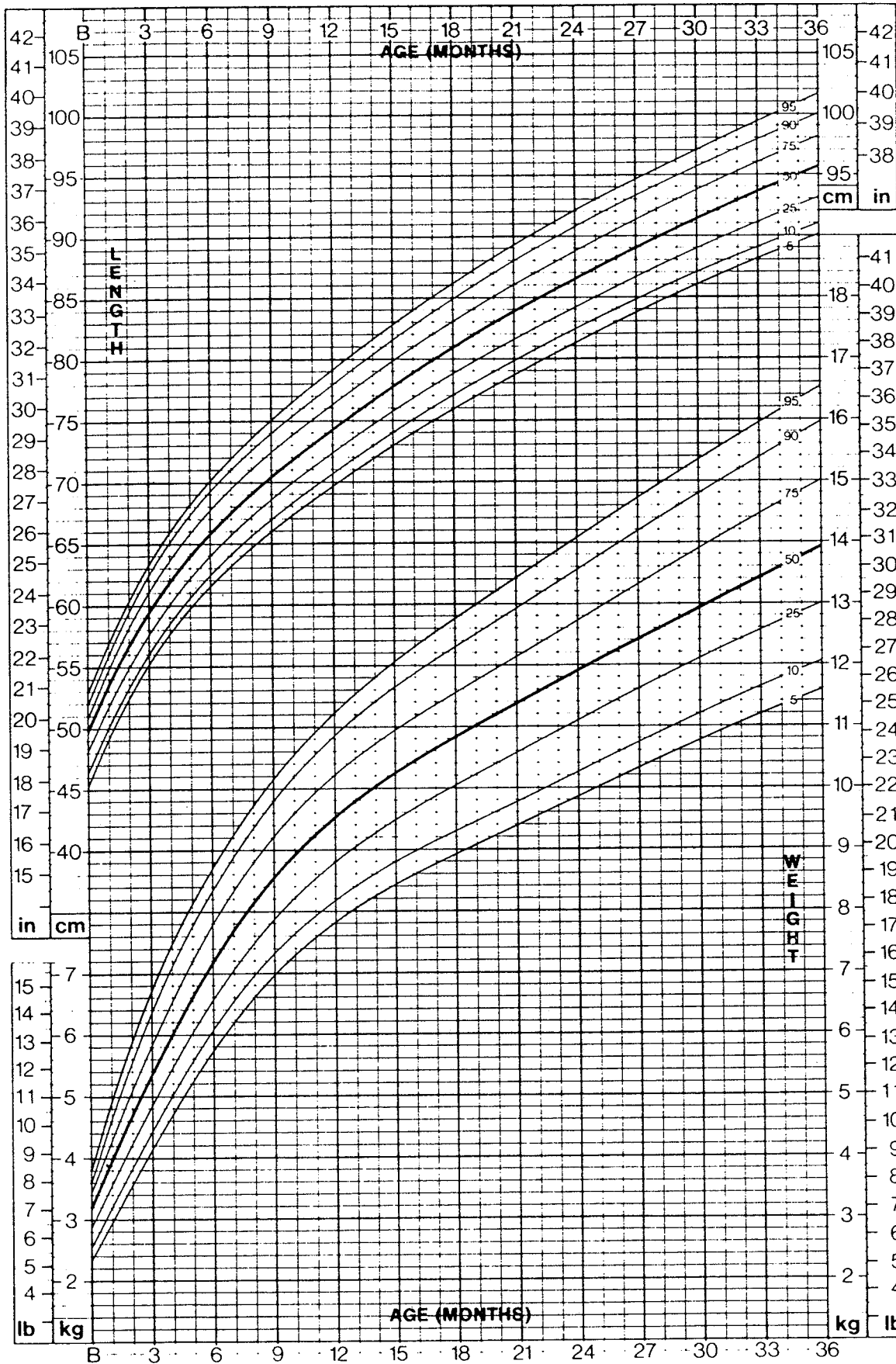
8060-60ME - June 1980

# ESTIMATING DESIRABLE BODY WEIGHT

**GIRLS: BIRTH TO 36 MONTHS  
PHYSICAL GROWTH  
NCHS PERCENTILES\***

NAME \_\_\_\_\_

RECORD # \_\_\_\_\_



Provided as a  
service of  
Ross Laboratories

\*Adapted from: Hamill PVV, Drizd TA, Johnson CL, Reed RB, Roche AF, Moore WM. Physical growth: National Center for Health Statistics percentiles. AM J CLIN NUTR 32:607-629, 1979. Data from the Fels Research Institute, Wright State University School of Medicine, Yellow Springs, Ohio.  
© 1980 ROSS LABORATORIES